




INSTALLATION INSTRUCTIONS

das CURB MARKER ADHESIVE #RS-222

Please Read Before Installation

- Read Cautionary Statement and First Aid Procedures.
- Surfaces to be bonded must be clean, dry and free of any loose debris.
- If the application surface is painted; all loose paint should be removed. An installation should then be made and tested for adhesion before proceeding further.
- Follow installation instructions carefully.
- Application surface must be flat. The das Curb Marker will not conform to uneven or curved surfaces.

Please contact das Manufacturing, Inc. if you have ANY questions regarding proper installation technique or special requirements.

		
<p>Clean application surface with wire brush. Surface must be clean, dry, and free of any loose debris. <i>The presence of any foreign material (paint, oil, etc.) may affect adhesion.</i></p>	<p>Apply adhesive to the back of the marker as shown. Start 1/8" in from the outside edge applying an even bead around the entire edge and then work to the center.</p>	<p>Place the marker on the application surface. Push down HARD with a twisting motion forcing adhesive out from the edge. It is important that the entire edge of the marker is sealed to the application surface.</p>

At 75° F, adhesive will skin over in 1-hour, become hard to the touch in 4 hours, and achieve a full cure in 18 hours.

Hints for Use

- ◆ It is not necessary to use a large amount.
- ◆ Push down on the marker so that it is "tight" to the surface. Large amounts of adhesive trapped under the surface of the marker can retard cure time.
- ◆ Make sure that the edge has approximately 1/8" of adhesive all around to seal edge to the surface.
- ◆ Wash hands with hand cleaner then soap and water.

DANGER: Extremely flammable. Vapor harmful. Vapors may ignite explosively. Use only in well ventilated area. Keep away from and do not use near heat, sparks, and open flame. Do not smoke. Extinguish or remove from area all sources of ignition during use and until all vapors are gone. Keep container closed when not in use and store at room temperature. Do not swallow or breathe vapor. Can cause respiratory irritation, dizziness, headache, nausea, unconsciousness. Avoid contact with skin, eyes or clothing. Can cause irritation and burns. **KEEP OUT OF REACH OF CHILDREN.**

FIRST AID PROCEDURES: Inhalation: Remove to fresh air, administer oxygen or artificial respiration. Contact physician. Eyes: Flush eyes with water for at least 15 minutes. Skin Contact: Wash with soap and water. Contact physician if irritation persists. Ingestion: Do not induce vomiting. Contact physician immediately.

Hazardous Ingredients: Toluene C.A.S. No. 108-88-3

NOTICE TO PURCHASER: The following warranty is in lieu of all other expressed or implied warranties, specifically all goods manufactured of first class materials and by competent workmen. We have no control over the use and application of the contents contained herein. Our liability shall not exceed the purchase price of this product.

Revel Environmental Mfg. Inc.
(888) 526-4736