

SPECIFIER CHART TRITON DROP INLET FILTERS	INLET (ID) INSIDE DIMENSION Of Catch Basin	MEDIA REM - BFTG* FILTERED Flow Rate	MEDIA REM - FOG** FILTERED Flow Rate	MEDIA REM - FOG & BFTG*** FILTERED Flow Rate	TOTAL FILTER BYPASS Flow Rate	DEBRIS HOLDING CAPACITY
<i>MODEL:</i>	<i>(inch x inch)</i>	CFS	CFS	CFS	CFS	CUBIC FEET
			Standard			
TR12RD <i>Configured with:</i>	12" Dia. RD					
Cartridge: TR7-CART (4") § (Standard)		0.42	0.17	0.17	1.61	0.19
Cartridge: TR7-CART (8")		0.91	0.25	0.25	1.61	0.42
Cartridge: TR7-CART (16")		1.72	0.5	0.5	1.61	0.84
TR1212 <i>Configured with:</i>	12" X 12"					
Cartridge: TR7-CART (4) § (Standard)		0.42	0.17	0.17	1.61	0.19
Cartridge: TR7-CART (8)		0.91	0.25	0.25	1.61	0.45
Cartridge: TR7-CART (16)		1.72	0.5	0.5	1.61	0.85
TR16RD <i>Configured with:</i>	16" Dia. RD					
Cartridge: TR7-CART (4) (Shallow)		0.42	0.17	0.17	1.61	0.19
Cartridge: TR7-CART (8) § (Standard)		0.91	0.25	0.25	1.61	0.45
Cartridge: TR7-CART (16) (Deep)		1.72	0.5	0.5	1.61	0.85
TR1616 <i>Configured with:</i>	16" X 16"					
Cartridge: TR7-CART (4)		0.42	0.17	0.17	1.61	0.19
Cartridge: TR7-CART (8) § (Standard)		0.91	0.25	0.25	1.61	0.69
Cartridge: TR7-CART (16)		1.72	0.5	0.5	1.61	1.83
TR18RD <i>Configured with:</i>	18" Dia. RD					
Cartridge: TR7-CART (4)		0.42	0.17	0.17	1.61	0.19
Cartridge: TR7-CART (8) § (Standard)		0.91	0.25	0.25	1.61	0.69
Cartridge: TR7-CART (16)		1.72	0.5	0.5	1.61	1.83
TR1818 <i>Configured with:</i>	18" X 18"					
Cartridge: TR10-CART (4)		0.77	0.19	0.19	5.14	1.04
Cartridge: TR10-CART (8) § (Standard)		1.63	0.38	0.38	5.14	2.32
Cartridge: TR10-CART (16)		3.07	0.79	0.79	5.14	5.03
TR1824 <i>Configured with:</i>	18" X 24"					
Cartridge: TR10-CART (8) § (Standard)		1.63	0.38	0.38	5.14	1.04
Cartridge: TR10-CART (16)		3.07	0.79	0.79	5.14	2.69
Cartridge: TR10-CART (32)		5.2	1.61	1.61	5.14	6.4
TR2024 <i>Configured with:</i>	20" X 24"					
Cartridge: TR10-CART (8) § (Standard)		1.63	0.38	0.38	5.14	1.04
Cartridge: TR10-CART (16)		3.07	0.79	0.79	5.14	2.69
Cartridge: TR10-CART (32)		5.2	1.61	1.61	5.14	6.4
TR2424 <i>Configured with:</i>	24" X 24"					
Cartridge: TR14-CART (8)		2.61	0.69	0.69	13.15	2.26
Cartridge: TR14-CART (12) § (Standard)		3.76	1.05	1.05	13.15	3.4
Cartridge: TR14-CART (16)		4.91	1.43	1.43	13.15	4.53
TR24RD <i>Configured with:</i>	24" Dia. RD					
Cartridge: TR14-CART (8)		2.61	0.69	0.69	13.15	2.26
Cartridge: TR14-CART (12) § (Standard)		3.76	1.05	1.05	13.15	3.4
Cartridge: TR14-CART (16)		4.91	1.43	1.43	13.15	4.53
TR2436 <i>Configured with:</i>	24" X 36"					
Cartridge: TR10-CART (8) (Qty 2) § (Standard)		3.26	0.76	0.76	10.28	1.57
Cartridge: TR10-CART (12) (Qty 2)		6.14	1.58	1.58	10.28	5.37
Cartridge: TR10-CART (16) (Qty 2)		10.4	3.22	3.22	10.28	12.27
TR2436-14(8) <i>Configured with:</i>	24" X 36"					
Cartridge: TR14-CART (8) § (Standard)		2.61	0.69	0.69	13.15	2.5
TR30RD <i>Configured with:</i>	30" Dia. RD					
Cartridge: TR14-CART (8)		2.61	0.69	0.69	13.15	2.87

SPECIFIER CHART TRITON DROP INLET FILTERS	INLET (ID) INSIDE DIMENSION Of Catch Basin	MEDIA REM - BFTG* FILTERED Flow Rate	MEDIA REM - FOG** FILTERED Flow Rate	MEDIA REM - FOG & BFTG*** FILTERED Flow Rate	TOTAL FILTER BYPASS Flow Rate	DEBRIS HOLDING CAPACITY
MODEL:	<i>(inch x inch)</i>	CFS	CFS	CFS	CFS	CUBIC FEET
Cartridge: TR14-CART (12) § (Standard)		3.76	1.05	1.05	13.15	4.31
Cartridge: TR14-CART (16)		4.91	1.43	1.43	13.15	5.74

SPECIFIER CHART TRITON DROP INLET FILTERS	INLET (ID) INSIDE DIMENSION Of Catch Basin	MEDIA REM - BFTG*	MEDIA REM - FOG**	MEDIA REM - FOG & BFTG***	TOTAL FILTER BYPASS Flow Rate	DEBRIS HOLDING CAPACITY
	(inch x inch)	CFS	CFS	CFS	CFS	CUBIC FEET
TR3030 Configured with:	30" X 30"					
Cartridge: TR14-CART (8)		2.61	0.69	0.69	13.15	3.76
Cartridge: TR14-CART (12) § (Standard)		3.76	1.05	1.05	13.15	5.64
Cartridge: TR14-CART (16)		4.91	1.43	1.43	13.15	7.52
TR2448 Configured with:	24" X 48"					
Cartridge: TR14-CART (8) (Qty 2)		5.22	1.38	1.38	26.3	4.53
Cartridge: TR14-CART (12) (Qty 2) § (Standard)		6.02	2.12	2.12	26.3	6.8
Cartridge: TR14-CART (16) (Qty 2)		9.82	2.86	2.86	26.3	9.06
TR3636 Configured with:	36" X 36"					
Cartridge: TR14-CART (8)		2.61	0.69	0.69	13.15	5.6
Cartridge: TR14-CART (12) § (Standard)		3.76	1.05	1.05	13.15	8.4
Cartridge: TR14-CART (16)		4.91	1.43	1.43	13.15	11.2
TR36RD Configured with:	36" Dia. RD					
Cartridge: TR14-CART (8)		2.61	0.69	0.69	13.15	4.71
Cartridge: TR14-CART (12) § (Standard)		3.76	1.05	1.05	13.15	7.07
Cartridge: TR14-CART (16)		4.91	1.43	1.43	13.15	9.43
TR42RD Configured with:	42" Dia. RD					
Cartridge: TR14-CART (8)		2.61	0.69	0.69	13.15	6
Cartridge: TR14-CART (12) § (Standard)		3.76	1.05	1.05	13.15	9
Cartridge: TR14-CART (16)		4.91	1.43	1.43	13.15	12
TR4848 Configured with:	48" X 48"					
Cartridge: TR24-CART (8)		4.85	1.22	1.22	51.29	7.24
Cartridge: TR24-CART (17) § (Standard)		10.3	2.42	2.42	51.29	15.5
Cartridge: TR24-CART (34)		20.59	4.84	4.84	51.29	29.6
TR48RD Configured with:	48" Dia. RD					
Cartridge: TR24-CART (8)		4.85	1.22	1.22	51.29	3.37
Cartridge: TR24-CART (17) § (Standard)		10.3	2.42	2.42	51.29	6.74
Cartridge: TR24-CART (34)		20.59	4.84	4.84	51.29	15

Notes:

§ Standard cartridge configuration for the TRITON Drop Inlet Series filter. Please specify if larger capacity cartridges are required. For shallow catch basins, choose the smaller cartridge heights. The cartridge heights are listed in the () of the model.

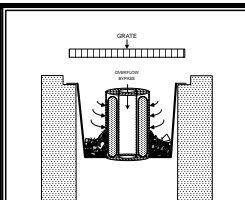
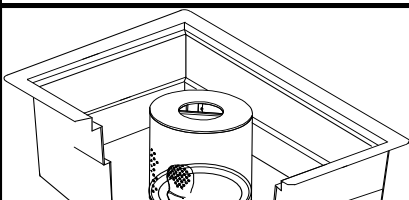
* REM - BFTG: Bioflex (BFTG) Media is designed to capture debris, trash and sediment while sustaining very high treatment rates. Mesh density of 3.5 ounces per square foot minimizes occlusion and blinding while capturing 100% of particles at 5mm or greater in size. Excellent media for Trash Capture applications.

** REM - FOG: The FOG media is housed in a mono-filament weaved geotextile containment pack. FOG media effectively encapsulates liquefied petroleum hydrocarbons (Fats, Oils & Grease including animal fats). It's highly hydrophobic characteristic allows for increased polish of flow resulting in the reduction of Total Suspended Solids (TSS). TSS reduction includes (but is not limited to) debris, trash, silt, sediment and agglomerated heavy metals. This is the standard media that is configured for Drop Inlet Filters. Media options for other pollutants are also available.

*** REM - FOG -BFTG: Media configuration utilizes both BFTG and FOG media strategies. The BFTG Media serves as a pre-screen to treat for larger debris, trash, and sediment. The FOG media pack captures fine suspended solids and liquefied hydrocarbons.

**** Filter debris capacities can be modified to utilize the maximum dimensions of each specific catch basin. Volumes will either increase or decrease depending upon the size of the catch basin and the cartridge size used. Volume capacities that are shown are based on the catch basin filters Standard inside wall dimensions for that size filter. Debris holding capacities can be modified to utilize the additional depth of each specific catch basin by adding taller cartridges.

REM technical support is available to assist with TRITON Series filter configurations, media strategies and customization of models.





Revel Environmental Manufacturing Inc.

sales@remfilters.com (888) 526-4736 Lic. No. 857410

Northern California
960-B Detroit Avenue
Concord, California 94518
P: (925) 676-4736
F: (925) 676-8676

Southern California
2110 South Grand Avenue
Santa Ana, California 92705
P: (714) 557-2676
F: (714) 557-2679

SPECIFIER CHART TRITON DROP INLET FILTERS	INLET (ID) INSIDE DIMENSION Of Catch Basin	MEDIA REM - BFTG* FILTERED Flow Rate	MEDIA REM - FOG** FILTERED Flow Rate	MEDIA REM - FOG & BFTG*** FILTERED Flow Rate	TOTAL FILTER BYPASS Flow Rate	DEBRIS HOLDING CAPACITY
MODEL:	(inch x inch)	CFS	CFS	CFS	CFS	CUBIC FEET
	 SIDE VIEW	Filter Series		Drawing No.	Date	Sheet
		TRITON DROP INLETS		TDI -0001	6/20/2016	2 of 2